# CSM 5.5-50
# DRD 40-50

# CSMV 10-50
# DRD 10-50 PM

50Hz
Oil-injected screw compressors
Fixed and variable speed

CECCATO
ARIA COMPRESSA

# CECCATO HISTORY

## Ceccato History

**1936**
Establishment of the company

**1936**
First company to introduce screws on the Italian market

**1936**
Start of piston compressor production

**1936**
Worldwide leader in the production and distribution of compressed air products and solutions with 3 production facilities around the world.

> Ceccato product ranges come with range of option to suit diverse range of industry

> Very short time for service intervention

> High efficiency level with reliable components

BEST CHOICE

GEARBOX DRIVEN

LLOYDS REGISTER QUALITY ASSURANCE
ISO 9001 · ISO 14001
OHSAS 18001
ISO 50001

## Customer benefits: CSM 5.5-50, DRD 40-50

Gearbox driven compressors are suitable for use with a variety of constant speed or variable speed drivers. Local energy costs and application requirements will determine the most economical method of drive for your application. We offer you:

- Easy maintenance
- Simple installation
- User-friendly operation
- Highest performance for less energy consumption
- Lower maintenance cost
- No transmission losses

## Components

1. Filtration panel
2. Emergency stop
3. ES4000T controller
4. Element
5. Motor
6. Oil-separator vessel
7. Fan
8. Air filter





# FIXED SPEED COMPRESSOR 5.5-50HP/4-37KW

## Technical data

| Model | Pressure | Motor | | Capacity* | | Noise | Weight | Connection | Dimension |
|---|---|---|---|---|---|---|---|---|---|
| | Mpa | hp | kW | l/S | cfm | dB(A)±2 | KG | G | LxWxH (mm) |
| CSM 5.5 | 0.8<br>1.0 | 5.5 | 4 | 10<br>9 | 20<br>18 | 63 | 152 | 1/2 | 650x650x890 |
| CSM 7.5 | 0.8<br>1.0 | 7.5 | 5.5 | 14<br>11 | 29<br>24 | 63 | 166 | 1/2 | 650x650x890 |
| CSM 10 | 0.8<br>1.0 | 10 | 7.5 | 19<br>15 | 40<br>32 | 63 | 175 | 1/2 | 650x650x890 |
| CSM 15 | 0.7<br>0.8<br>1 | 15 | 11 | 30<br>30<br>23 | 63<br>63<br>48 | 69 | 293 | 3/4 | 850x790x1260 |
| CSM 20 | 0.7<br>0.8<br>1 | 20 | 15 | 38<br>37<br>33 | 79<br>79<br>70 | 71 | 341 | 3/4 | 850x790x1260 |
| CSM 25 | 0.7<br>0.8<br>1 | 25 | 18.5 | 51<br>50<br>43 | 107<br>106<br>91 | 73 | 364 | 1 | 850x790x1260 |
| CSM 30 | 0.7<br>0.8<br>1 | 30 | 22 | 61<br>59<br>53 | 129<br>125<br>112 | 71 | 436 | 1 | 1150x850x1000 |
| CSM 40 | 0.7<br>0.8<br>1 | 40 | 30 | 89<br>83<br>74 | 189<br>176<br>157 | 72 | 559 | 1 1/2 | 1430x950x1200 |
| CSM 50 | 0.7<br>0.8<br>1 | 50 | 37 | 110<br>105<br>85 | 233<br>222<br>180 | 72 | 600 | 1 1/2 | 1430x950x1200 |
| DRD 40 | 0.7<br>0.8<br>1 | 40 | 30 | 94<br>88<br>79 | 198<br>185<br>168 | 69 | 821 | 1 1/2 | 1723x980x1600 |
| DRD 50 | 0.7<br>0.8<br>1 | 50 | 37 | 113<br>106<br>97 | 240<br>223<br>206 | 70 | 846 | 1 1/2 | 1723x980x1600 |

| Model | Pressure | Motor | | Capacity* | | Noise | Weight | Connection | Dimension |
|---|---|---|---|---|---|---|---|---|---|
| | Mpa | hp | kW | l/S | cfm | dB(A)±2 | KG | G | LxWxH (mm) |
| CSM 5.5 TMDD | 0.8<br>1.0 | 5.5 | 4 | 10<br>9 | 20<br>18 | 63 | 316 | 1/2 | 1547x650x1473 |
| CSM 7.5 TMDD | 0.8<br>1.0 | 7.5 | 5.5 | 14<br>11 | 29<br>24 | 63 | 330 | 1/2 | 1547x650x1473 |
| CSM 10 TMDD | 0.8<br>1.0 | 10 | 7.5 | 19<br>15 | 40<br>32 | 63 | 368 | 1/2 | 1547x650x1473 |
| CSM 15 TMDD | 0.7<br>0.8<br>1 | 15 | 11 | 30<br>30<br>23 | 63<br>63<br>48 | 69 | 430 | 1 | 1537x790x1784 |
| CSM 20 TMDD | 0.7<br>0.8<br>1 | 20 | 15 | 38<br>37<br>33 | 79<br>79<br>70 | 71 | 541 | 1 | 1565x790x1784 |
| CSM 25 TMDD | 0.7<br>0.8<br>1 | 25 | 18.5 | 51<br>50<br>43 | 107<br>106<br>91 | 73 | 564 | 1 | 1565x790x1784 |

*Unit performance measured according to ISO 1217. Annex C. latest edition and ISO 2151.

# VARIABLE SPEED COMPRESSOR

## Your energy efficient and solid performance

### THE HIGH PERFORMANCE DRIVE TRAIN

- In-house design on oil-cooled permanent magnetic motor
- High performance and durable reliability
- Service free drive train



### ROBUST, COMPACT AND USER-FRIENDLY FREQUENCY INVERTER

- Industrial inverter works on minimum start-up power consumption
- Contribute to minimum power consumption on lower and lower operation cost

### ES4000T TOUCH CONTROLLER

- Large 4.3" HD graphic touch screen
- Integrated smart connectivity
- Built in online monitoring

### SIMPLE MAINTENANCE

- Quick access to service
- Suction cooling air flow supports visual inspection with open-door

# VARIABLE SPEED DRD 10-50HP/7.5-37KW

## Technical data

| Model | Max. Pressure | Motor | | Capacity* | | Noise | Weight | Connection | Dimension |
|---|---|---|---|---|---|---|---|---|---|
| | Mpa | hp | kW | l/S | cfm | dB(A)±2 | KG | G | LxWxH (mm) |
| CSMV 10 | 0.7-1.0 | 10 | 7.5 | 3.1-19 | 6.6-41 | 73 | 205 | 3/4 | 850x750x1000 |
| CSMV 15 | 0.7-1.0 | 15 | 11 | 4.5-29 | 9.5-61 | 73 | 205 | 3/4 | 850x750x1000 |
| CSMV 20 | 0.7-1.0 | 20 | 15 | 7.8-35 | 17-73 | 73 | 205 | 3/4 | 850x750x1000 |
| CSMV 25 | 0.7-1.0 | 25 | 18.5 | 10-54 | 21-115 | 73 | 280 | 1 | 950x850x1080 |
| CSMV 30 | 0.7-1.0 | 30 | 22 | 12-61 | 25-129 | 73 | 290 | 1 | 950x850x1080 |
| CSMV 40 | 0.7-1.0 | 40 | 30 | 23-88 | 49-186 | 76 | 362 | 1 1/2 | 1130x950x1200 |
| CSMV 50 | 0.7-1.0 | 50 | 37 | 31-107 | 66-226 | 77 | 416 | 1 1/2 | 1130x950*1200 |

| Model | Max. Pressure | Motor | | Capacity* | | Noise | Weight | Connection | Dimension |
|---|---|---|---|---|---|---|---|---|---|
| | Mpa | hp | kW | l/S | cfm | dB(A)±2 | KG | G | LxWxH (mm) |
| DRD 10 PM | 0.7-1.3 | 10 | 7.5 | 3.3-20 | 7.0-42 | 70 | 230 | 3/4 | 1100x850 x1080 |
| DRD 15 PM | 0.7-1.3 | 15 | 11 | 5.3-30 | 11-64 | 70 | 231 | 3/4 | 1100x850x1080 |
| DRD 20 PM | 0.7-1.3 | 20 | 15 | 6.6-36 | 14-77 | 70 | 241 | 3/4 | 1100x850x1080 |
| DRD 25 PM | 0.7-1.3 | 25 | 18.5 | 10-57 | 21-120 | 70 | 313 | 1 | 1250x950x1180 |
| DRD 30 PM | 0.7-1.3 | 30 | 22 | 12-64 | 25-135 | 73 | 321 | 1 | 1250x950x1180 |
| DRD 40 PM | 0.7-1.3 | 40 | 30 | 22-94 | 47-199 | 74 | 412 | 1 1/2 | 1330x950x1200 |
| DRD 50 PM | 0.7-1.3 | 50 | 37 | 32-107 | 68-226 | 73 | 413 | 1 1/2 | 1330x950x1200 |

*Unit performance measured according to ISO 1217. Annex C. latest edition and ISO 2151.

## Variable speed control - Frequency inverter regulation

A frequency driven compressor has a working pattern with lower peaks and a smoother air profile. This is achieved by controlling the air delivery and producing only the amount of air for the customer's application at a daily lower and lower operation. The net pressure is maintained by use of a frequency inverter. As a result, the compressor consumes only the energy needed which is very cost efficient.

# REVOLUTIONARY DRIVE TRAIN TECHNOLOGY

## Improved energy efficiency saves you money

- In-house designed iPM motor with iPM Super Premium Efficiency.
- New generation screw elements, with improved efficiency.
- Integrated direct drive transmission for minimal losses.
- Smart inlet valve optimizes the inlet flow and improves efficiency.

## Increased reliability extends lifetime

- iPM motor rated IP66, premium protection against dust and water ingress.
- Globally renowned screw elements, proven in thousands of installations.
- Optimal cooling at all speeds and conditions thanks to oil-cooling principle of the iPM motor.

## Maintenance-free design minimizes downtime and improves your productivity

- Coupling-free direct drive design, no maintenance needed.
- Smart inlet valve, no maintenance needed.

## DRD 30 PM

1 Oil filter
2 Air filter
3 Oil separator
4 Motor
5 Cooler

## We protect your efficiency

Energy costs represent about 70% of the total operating cost of your compressor over a 5 year period. That's why reducing the operating cost of a compressed air solution is a major focus. Variable frequency driven compressors can cut the energy bill of your compressor by up to 35%.

- 12% investment
- 3% installation
- 8% Service
- 77% Energy consumption

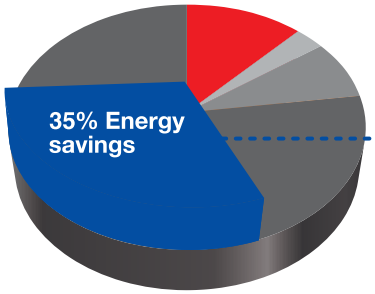


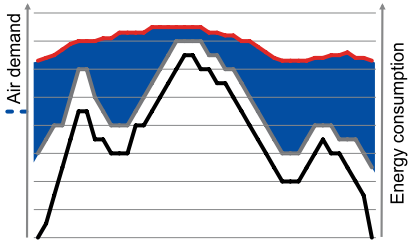


- Air demand
- Variable frequency driven costs
- Load Unlaod costs
- Savings

ORIGINAL PART

Only original parts extend your compressor's lifetime, reduce maintenance costs and maximize efficiency

# A TOTAL SOLUTION FOR YOUR QUALITY AIR

## Complete compressor room solutions

### Line Filters

» Purify the compressed air by eliminating oil/dust contaminants resulting in higher final product quality and an increase of your overall productivity.

### Air Receiver

» Buffer storage for compressed air. Helps with condensate separation, pressure stabilization and more efficient operation of the compressor.

### Oil Water Separator

» Captures the oil in compressor condensate so it can be disposed of in an safe and environment-friendly way.

### AIRnet

» Fast to install, reliable piping system, designed for compressed air applications offers lowest total cost of ownership.

## Complete your compressed air installation with an ICONS plan

What if your compressor needs service or an immediate intervention? With an ICONS plan, you get an alert from your controller delivered straight to your computer, tablet or smartphone. Wherever you are, you can take immediate action and reduce the risk of downtime and other costs.

### With connectivity

### Without connectivity

## Oil-injected screw compressor

## Fixed speed
## Range CSM/DRD series

## Variable speed
## Range CSMV/DRD PM series

CECCATO ARIA COMPRESSA

- A high quality product offering you **technology you can trust.**
- Our products are **easy to use** and guarantee high **reliability.**
- Distributors are always nearby ensuring **availability** of both products and support.
- Choosing our high performance products entails a **partnership** that will boost your business.
- Safeguarding long-term productivity through optimal **serviceability** and use of original parts.

ORIGINAL PART

# Care. Trust. Efficiency.

**Care.**
Care is what service is all about: professional service by knowledgeable people, using high-quality original parts.

**Trust.**
Trust is earned by delivering on our promises of reliable, uninterrupted performance and long equipment lifetime.

**Efficiency.**
Equipment efficiency is ensured by regular maintenance. Efficiency of the service organization is how Original Parts and Service make the difference.

© 2020, Ceccato. All rights reserved. All mentioned brands, product names, company names, trademarks and service marks are the properties of their respective owners. Our products are constantly being developed and improved. We thus reserve the right to modify product specifications without prior notice. Pictures are not contractually binding.

Contact your local sales representative now!

www.ceccato-compressors.com